

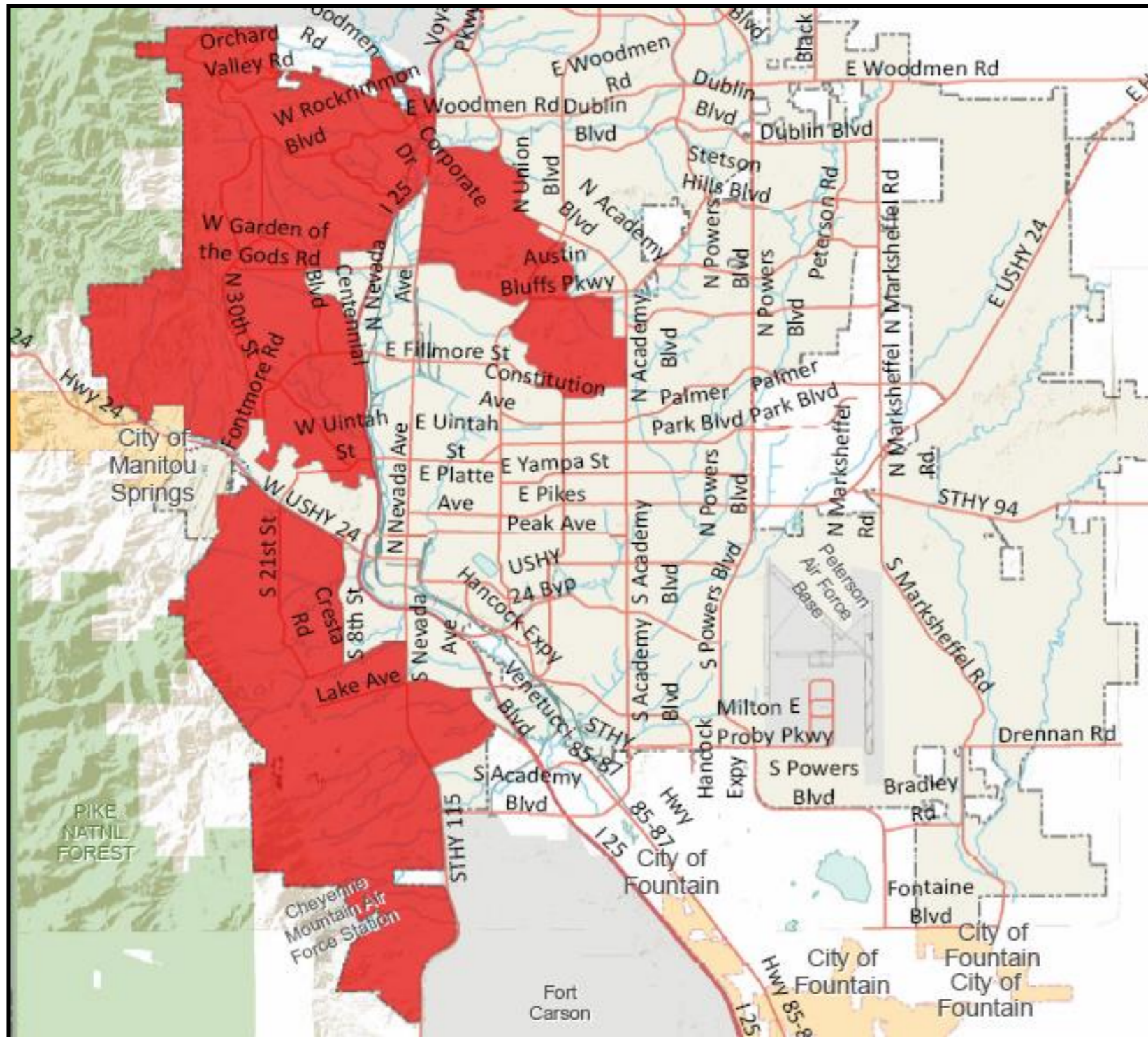


Colorado Springs
Fire Department




SHARING THE RESPONSIBILITY

Wildland Urban Interface (WUI)




FAST FACTS

 **32,655 Acres**

 **44 Square Miles**

 **35,115 Parcels**

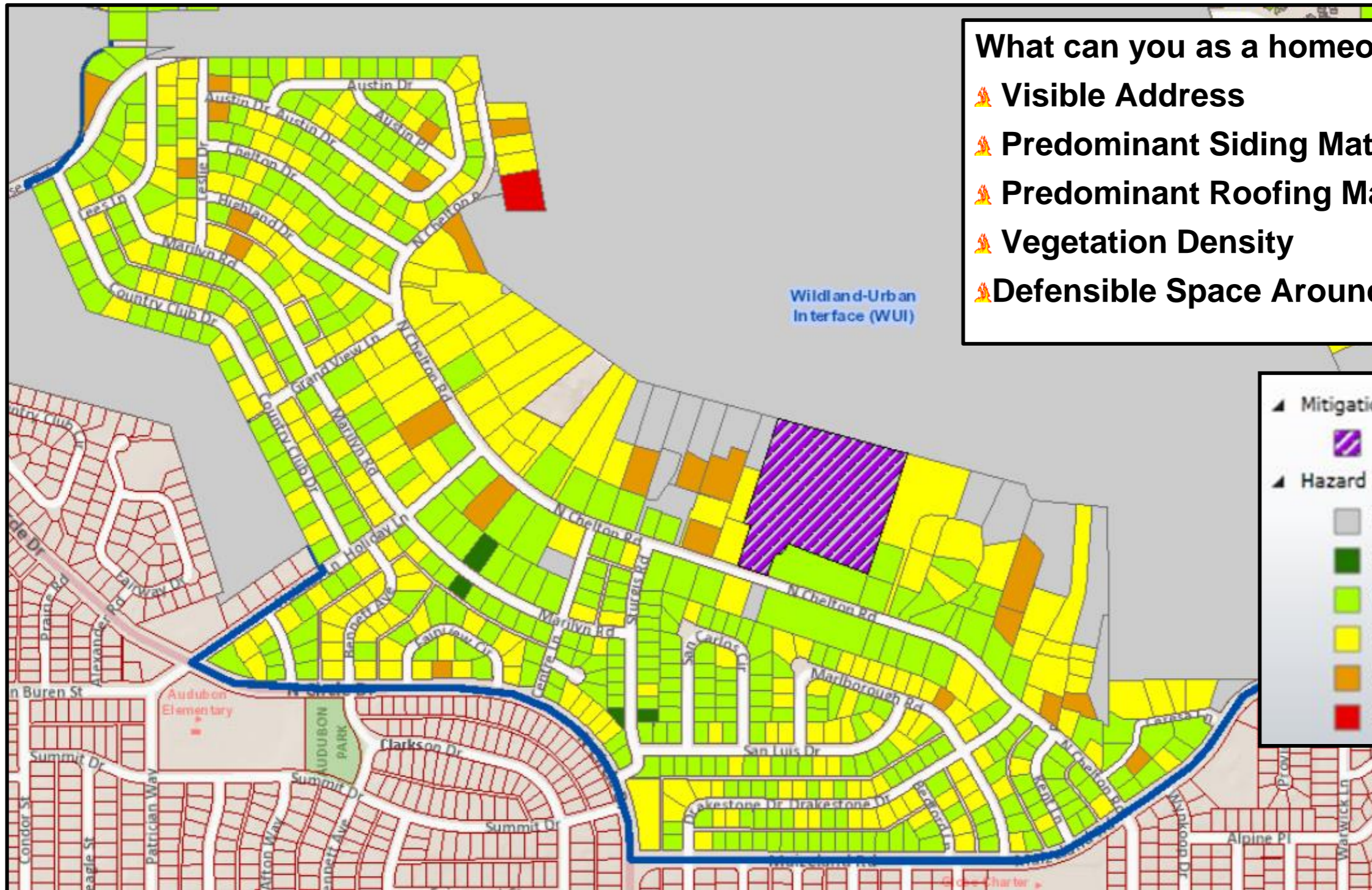
 **The WUI is the zone of transition between unoccupied land and human development. It is the area where structures meet or intermingle with undeveloped wildland or vegetative fuels.**

New CSFD Website

coswildfireready.org/



Resources Available: Wildfire Risk Assessments




What can you as a homeowner control?

- 🔥 Visible Address
- 🔥 Predominant Siding Material
- 🔥 Predominant Roofing Material
- 🔥 Vegetation Density
- 🔥 Defensible Space Around Structure

<https://www.coswildfireready.org>

Resources Available: Free Onsite Consultations



Roof Material: Class A

**Defensible Space:
First 30 feet from home**

Vegetation Density

**Deck Material: Ignition resistant or
noncombustible. (Composite or metal)**

Address Visible From Street

**Siding: Ignition Resistant Materials
Stucco, Fiber-Cement Board, Stone**

Home Hardening:
Addresses the most vulnerable parts of the home with building materials that increase resistance to heat, flames, and embers.

Vegetation Management:
Thinning and removal of natural/hazardous vegetation surrounding your home.

Home Hardening: Roofing and Siding

Class A Roofing

- Required on residential occupancies since 2003
- Asphalt Shingles
- Metal
- Clay Tile
- Concrete

Exterior Cladding & Siding

(Use Ignition Resistant Materials)

- Fiber-cement board
- Stucco
- Masonry/Brick
- Stone



Home Hardening: Overhangs, Base of Walls, Vents

Overhangs


- Enclose Underside
- Ignition resistant products: Cement Board, Stucco, Stone

Base of Walls

- Fire Resistant Foam
- Metal Flashing/Stucco
- Wire mesh (openings <1/8 in.)

Vents

- Screen with wire mesh (openings <1/8 in.)



Home Hardening: Decks


Ignition resistant or non-combustible:

- Composite
- Metal

Wood is permitted only for:

- Large structural
components
- Railings

DO NOT use the area on or
under decks for storage of
combustible items



Vegetation Management: 11/14/2021 Grass Fire (6.79 Acres)



4

Keep pine needles, leaves, grasses, and mulch on property to a maximum of 4 inches in depth

Vegetation Management: 11/14/2021 Grass Fire (6.79 Acres)



5

Use rock 1-3 feet around house instead of wood mulch

Zoomed In View



Vegetation Management: 8/31/2021 Grass Fire (1.29 Acres)



6

Prune lower branches, keeping at least 70% canopy of trees

Zoomed In View



Vegetation Management: 8/31/2021 Grass Fire (1.29 Acres)



7

Plant fire resistant species

Zoomed In View



Vegetation Management: 4/25/2021 House Fire



8

Keep rain gutters clear of leaves and pine needles

Neighborhood Chipping Program: Chipping Guidelines

Country Club Chipping Dates:

- May 9th and August 15th

How Do I Become Eligible to Register?

- Attend a Neighborhood Meeting
 - Schedule a FREE onsite consultation
- (At least one or the other once every five years.)

How do I Register?


- Call 719-385-7493
- Email: Melissa.Hoffman@coloradosprings.gov
- Visit our website: <https://www.coswildfireready.org>



Neighborhood Chipping Program: Chipping Guidelines

- **ONLY** woody limbs and branches up to 9" in diameter
- Piles must be stacked neatly with cut ends facing roadway
- Piles must be within 5 feet of roadway and be 5'x5'x5' in size

Bad Examples



Good Examples



Emergency Planning: Go Bags!

What to pack in a grab-and-go bag



Source: Emergency Preparedness B.C.

CBCNEWS

- Go Bag: Portable kit that includes the items that you **NEED** to survive while you are away from your home for **3 days**
- Store in a place that is easy to get to
- Update your go bag every six months to replace expired items

Wildfire Mitigation: Contact Information

Ashley Whitworth
Program Administrator
(719) 385-7342

Ashley.Whitworth@coloradosprings.gov

Melissa Hoffman
Program Coordinator
(719) 385-7493

Melissa.Hoffman@coloradosprings.gov

Cory Ashby
Program Coordinator
(719) 385-7281

Cory.Ashby@coloradosprings.gov

Tanner Olinger
Lead Fuels Technician
(719) 385-7367

Tanner.Olinger@coloradosprings.gov

Adam Wisely
Lead Fuels Technician
(719) 385-7368

Adam.Wisely@coloradosprings.gov



coswildfireready.org